

Eclipse FC B B06

South Tacoma United
, WA

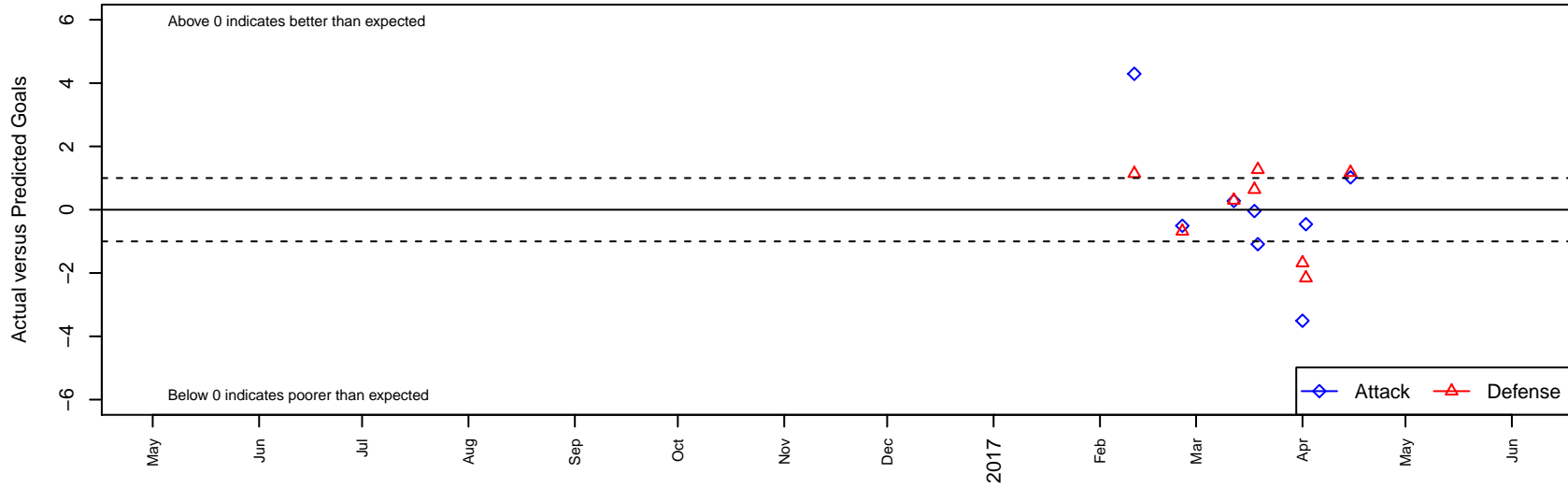
B06 total strength=802
attack=1.47 defense=0.69

spr league = Spr PSPL SuperLeague 1 U11

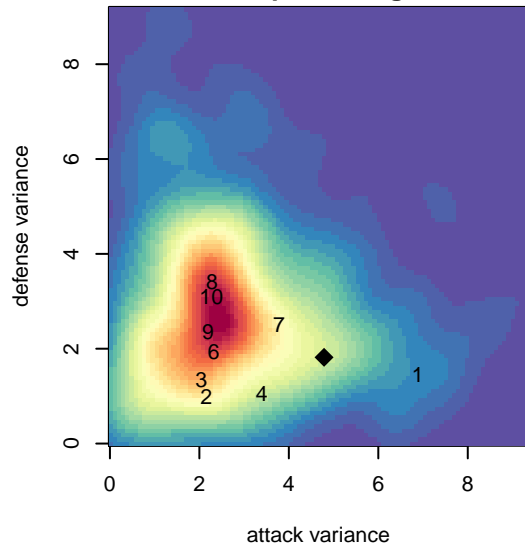
alt names used:
Eclipse FC 06 B

Venues played:
2016 Spr PSPL SuperLeague 1 U11

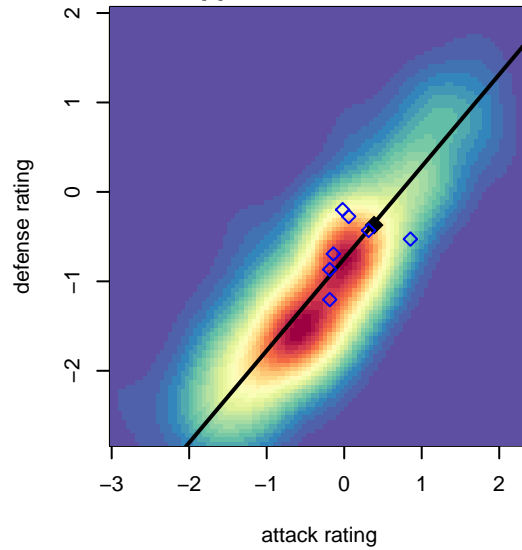
Eclipse FC B B06
Dots are actual minus expected GF (blue circles) and GA (red triangles).
Blue line is smoothed change in attack strength. Red is smoothed change in defense strength.



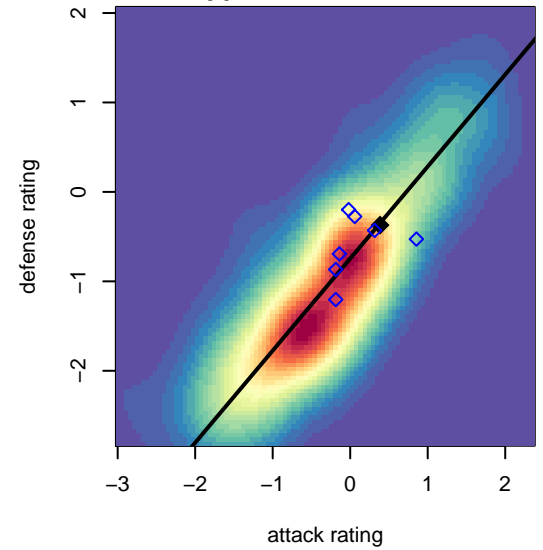
**attack and defense variance (black dot)
relative to other teams
and top 10 in region**



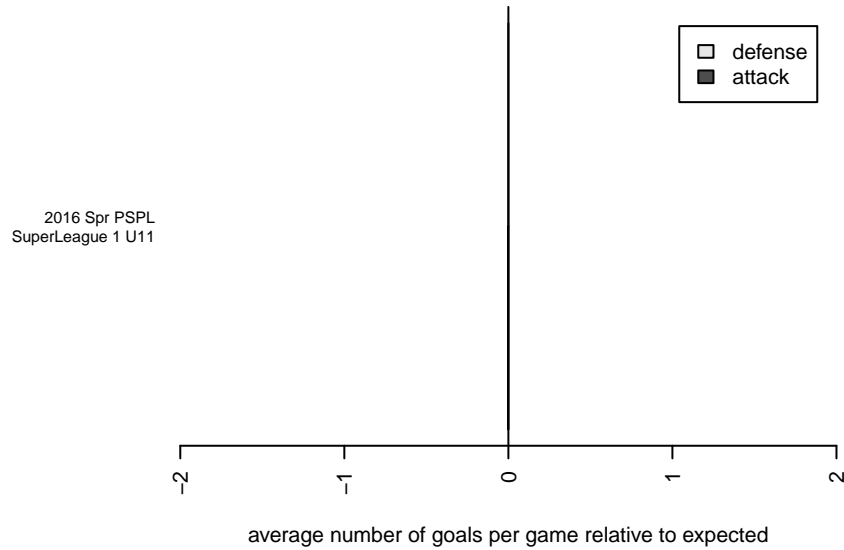
**attack and defense rating
relative to others at age
and all opponents in last 13 months**



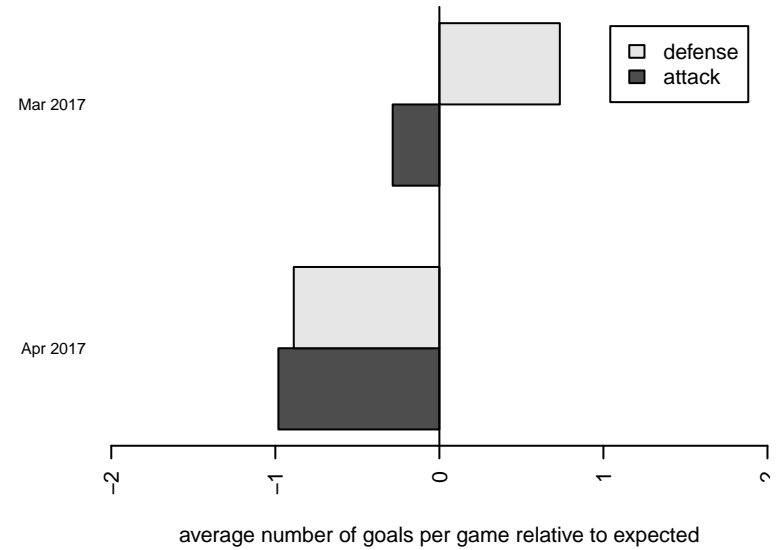
**attack and defense rating
relative to others at age
and all opponents in last 13 months**



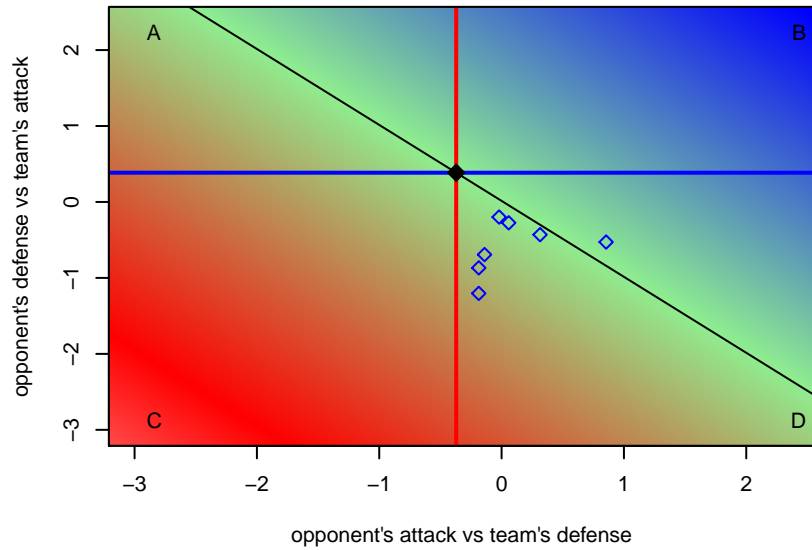
Performance relative to 13 month average



Performance relative to 13 month average



Distribution of opponents
 Red = Lose zone, Blue = Win zone, Green = Even
 Black line separates win/lose zones



lot. A=Neither has attack advantage, B=Opponent has both attack and defense advantage, C=Opponent has both attack and defense disadvantage, D=Both have

| date | home | | away | | venue | pred.home | pred.away |
|-------------|------------------------|---|--------------------------------|---|---------------------------------|------------------|------------------|
| 2017-04-15 | Wenatchee FC Limon B06 | 0 | Eclipse FC B B06 | 5 | 2016 Spr PSPL SuperLeague 1 U11 | 1.18 | 3.98 |
| 2017-04-02 | Eclipse FC B B06 | 2 | Highline Premier Heat Blue B06 | 4 | 2016 Spr PSPL SuperLeague 1 U11 | 2.46 | 1.84 |
| 2017-04-01 | Cascade FC Green B06 | 3 | Eclipse FC B B06 | 0 | 2016 Spr PSPL SuperLeague 1 U11 | 1.32 | 3.51 |
| 2017-03-19 | Eclipse FC B B06 | 1 | Hawks SC Red B06 | 0 | 2016 Spr PSPL SuperLeague 1 U11 | 2.09 | 1.27 |
| 2017-03-18 | Eclipse FC B B06 | 2 | Washington East SC B06 | 1 | 2016 Spr PSPL SuperLeague 1 U11 | 2.04 | 1.64 |
| 2017-03-12 | Central WA SA Navy B06 | 3 | Eclipse FC B B06 | 3 | 2016 Spr PSPL SuperLeague 1 U11 | 3.30 | 2.72 |
| 2017-02-25 | Cascade FC Green B06 | 2 | Eclipse FC B B06 | 3 | 2016 Spr PSPL SuperLeague 1 U11 | 1.32 | 3.51 |
| 2017-02-11 | Dragons FC B06 | 0 | Eclipse FC B B06 | 8 | 2016 Spr PSPL SuperLeague 1 U11 | 1.14 | 3.71 |